



Pro Sign Up Sign Up FREE Sign In

MCPS School Start Time Survey - Secondary Staff

School start time survey results from secondary staff.

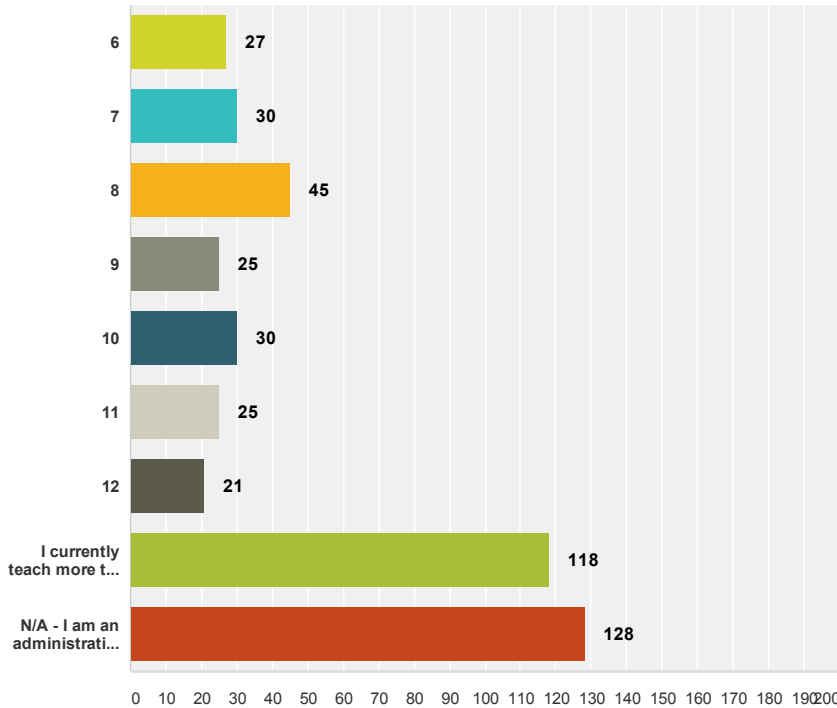
All Shown Pages

449 responses
 November 24, 2014 - December 15, 2014
 2 views

Q1

What grade(s) do you teach?

Answered: 449 Skipped: 0



Answer Choices	Responses
6 (1)	6.01% 27
7 (2)	6.68% 30
8 (3)	10.02% 45
9 (4)	5.57% 25
10 (5)	6.68% 30
11 (6)	5.57% 25
12 (7)	4.68% 21
I currently teach more than one grade level (8)	26.28% 118
N/A - I am an administrative or support staff member (9)	28.51% 128
Total	449

Basic Statistics				
Minimum	Maximum	Median	Mean	Standard Deviation
1.00	9.00	8.00	6.38	2.70

Need insights?

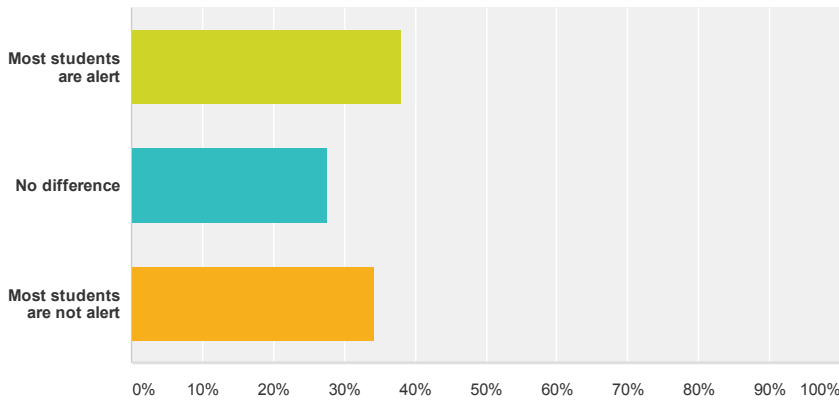
SurveyMonkey has dozens of expertly-designed survey templates.

Sign up FREE or Learn more

Q2

How alert do your students appear to be during first period class as compared to other periods?

Answered: 423 Skipped: 26

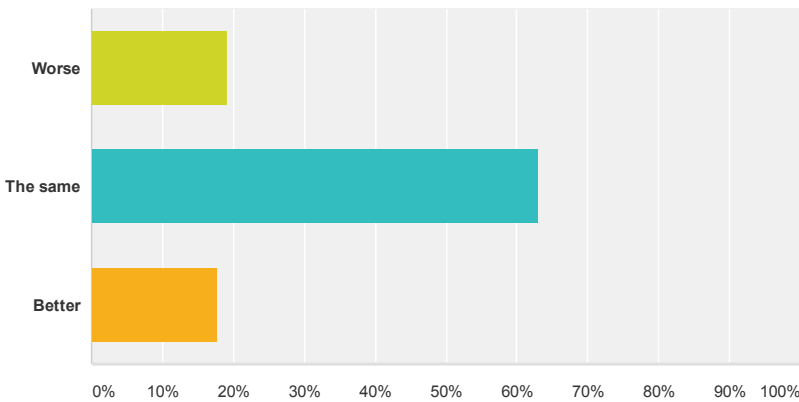


Answer Choices	Responses	
Most students are alert	38.06%	161
No difference	27.66%	117
Most students are not alert	34.28%	145
Total		423

Q3

How does the academic performance of your first period class compare to other periods?

Answered: 401 Skipped: 48

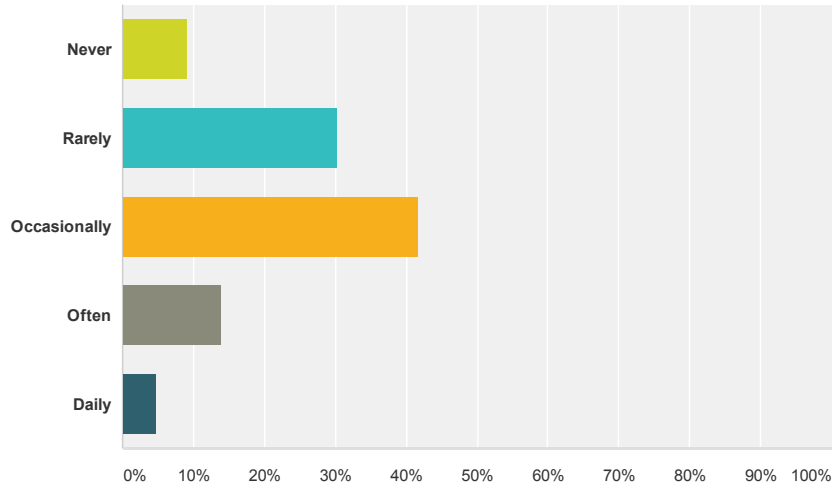


Answer Choices	Responses	
Worse	19.20%	77
The same	63.09%	253
Better	17.71%	71
Total		401

Q4

How often do you see students fall asleep in class during the school day?

Answered: 420 Skipped: 29

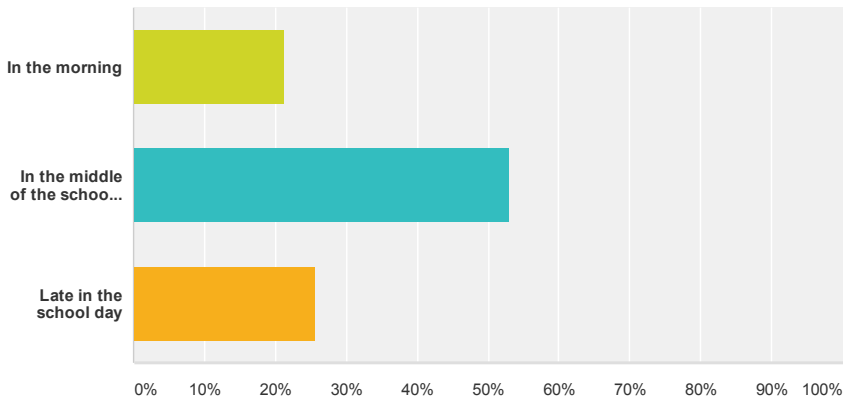


Answer Choices	Responses
Never	9.29% 39
Rarely	30.24% 127
Occasionally	41.67% 175
Often	14.05% 59
Daily	4.76% 20
Total	420

Q5

Check the statement that best describes a majority of students at your school. Students appear to be more energetic:

Answered: 428 Skipped: 21



Answer Choices	Responses
In the morning	21.26% 91
In the middle of the school day	53.04% 227
Late in the school day	25.70% 110

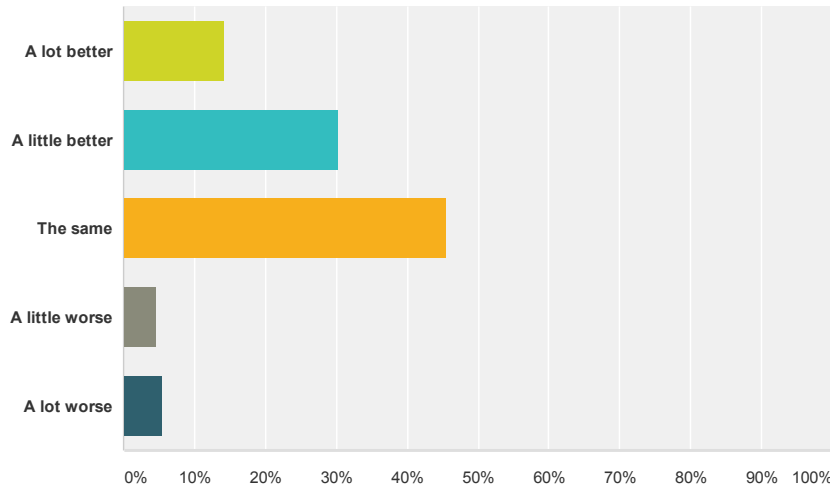
Total

428

Q6

As an educator, how do you feel your students would perform if school started later?

Answered: 410 Skipped: 39

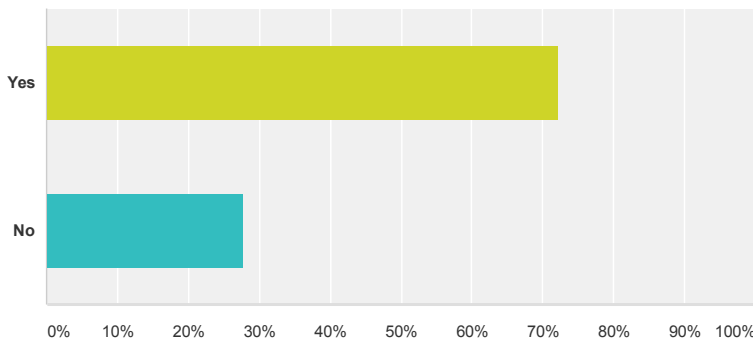


Answer Choices	Responses
A lot better	14.15% 58
A little better	30.24% 124
The same	45.61% 187
A little worse	4.63% 19
A lot worse	5.37% 22
Total	410

Q7

Do you think that lack of sleep affects your students' academic performance?

Answered: 418 Skipped: 31



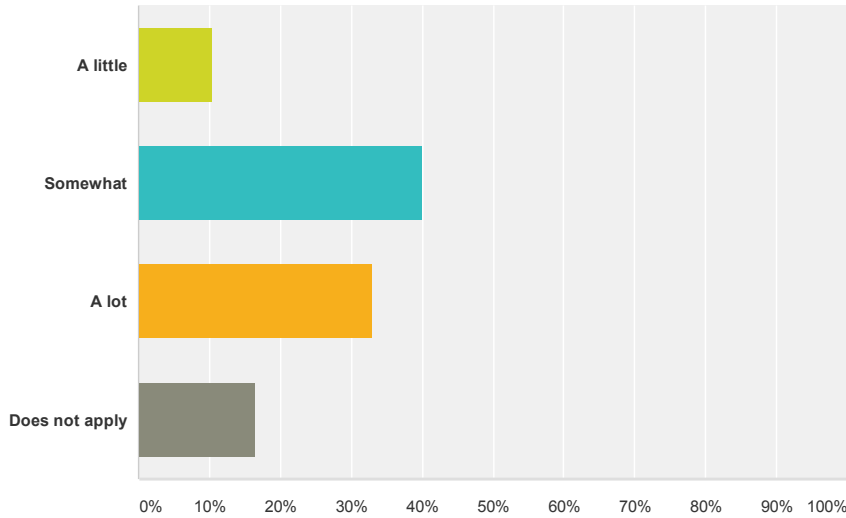
Answer Choices	Responses
Yes	72.25% 302

No	27.75%	116
Total		418

Q8

If you answered "Yes" to question 7, to what extent?

Answered: 364 Skipped: 85

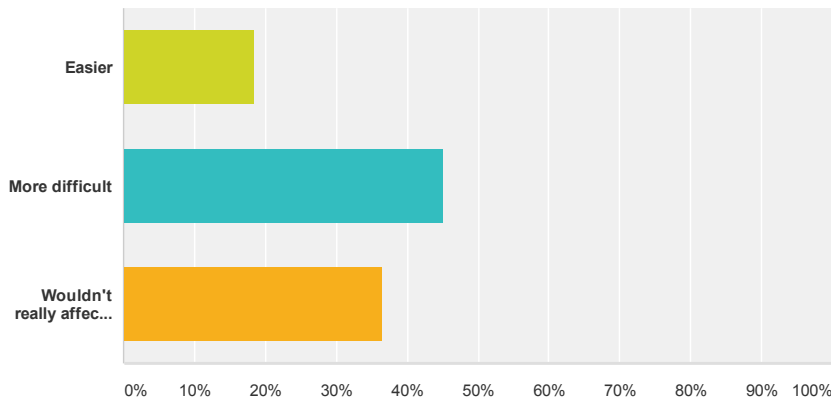


Answer Choices	Responses
A little	10.44% 38
Somewhat	40.11% 146
A lot	32.97% 120
Does not apply	16.48% 60
Total	364

Q9

A later school start time would make your own schedule:

Answered: 426 Skipped: 23



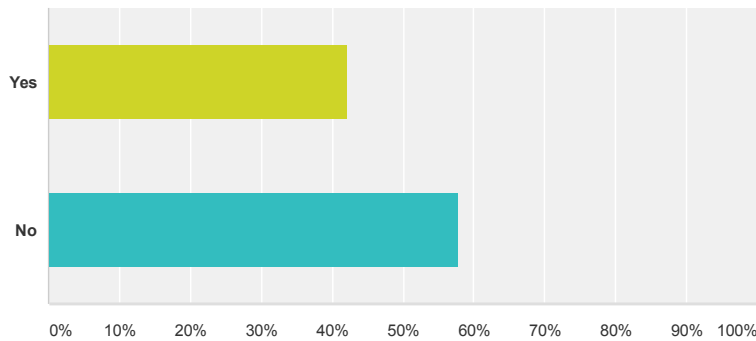
Answer Choices	Responses
----------------	-----------

Easier	18.31%	78
More difficult	45.07%	192
Wouldn't really affect me	36.62%	156
Total		426

Q10

Would a later start time conflict with a second job or child care arrangement?

Answered: 423 Skipped: 26

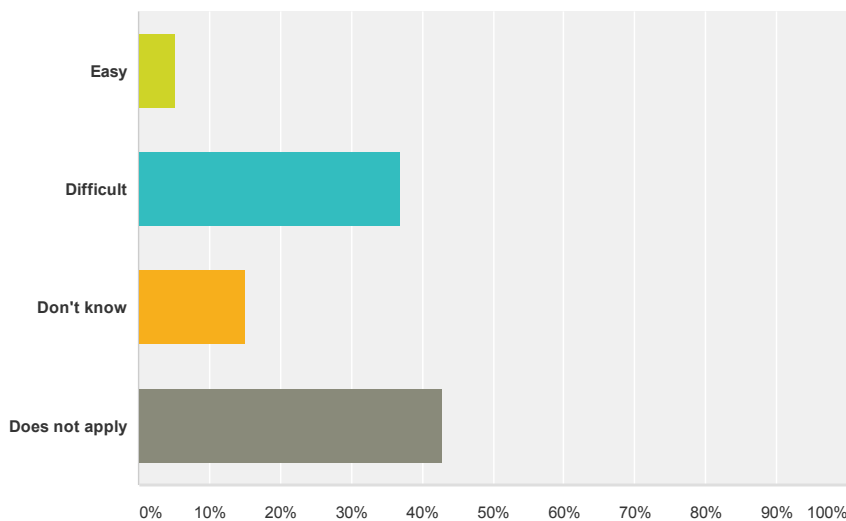


Answer Choices	Responses	
Yes	42.08%	178
No	57.92%	245
Total		423

Q11

If you answered "Yes" to question 10, would it be easy or difficult for you to change arrangements to accommodate a later schedule?

Answered: 339 Skipped: 110

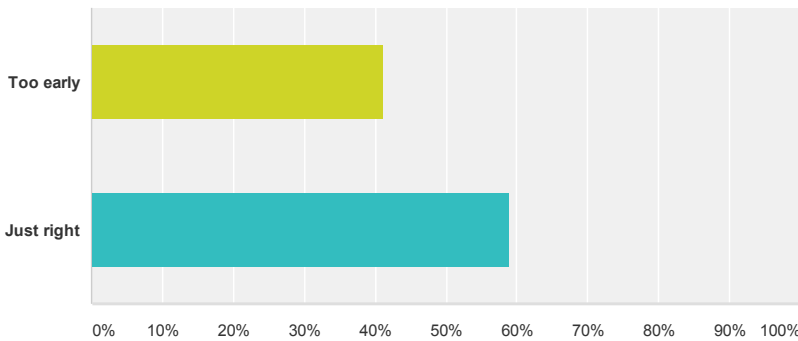


Answer Choices	Responses	
Easy	5.31%	18
Difficult	36.87%	125
Don't know	15.04%	51
Does not apply	42.77%	145
Total		339

Q12

In your opinion, the current MCPS secondary school start time is:

Answered: 425 Skipped: 24

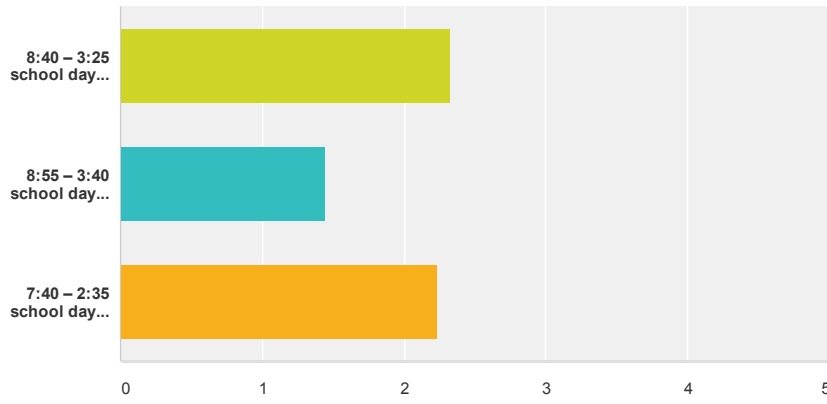


Answer Choices	Responses	
Too early	41.18%	175
Just right	58.82%	250
Total		425

Q13

Please rank the following possible secondary school schedules: 1=Most Preferred to 3=Least Preferred. Once you select your ranking for the first item, the order for all items will change to reflect your preference (for example, if you select 7:00 – 2:45 as the number 1 slot, it will move up to that position and you can select one of the others as number 2).

Answered: 394 Skipped: 55

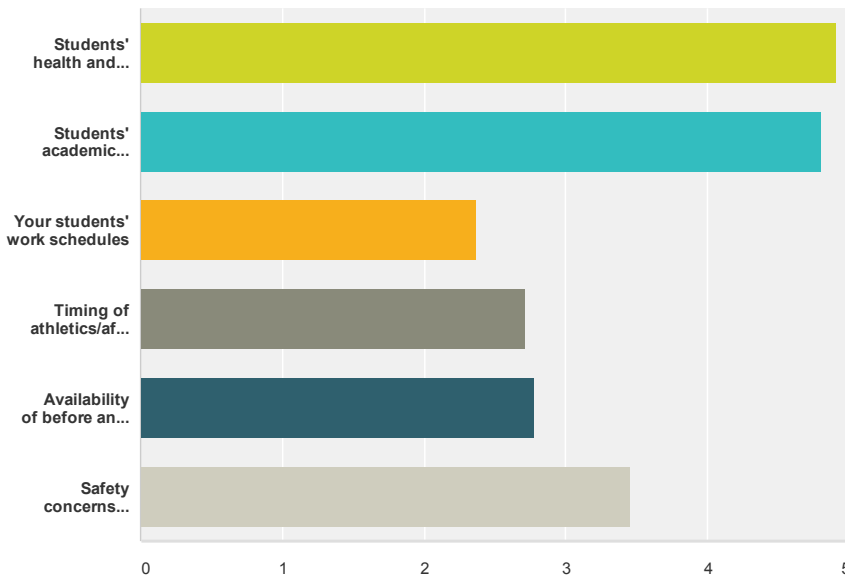


	1	2	3	Total	Score
8:40 – 3:25 school day ... Range of bus pickup times 7:25-7:48	35.03% 138	62.69% 247	2.28% 9	394	2.33
8:55 – 3:40 school day ... Range of bus pickup times 7:40-7:58	10.15% 40	24.11% 95	65.74% 259	394	1.44
7:40 – 2:35 school day (current schedule range) ... Range of bus pickup times 6:25-7:00	54.82% 216	13.20% 52	31.98% 126	394	2.23

Q14

Please rank the following factors when considering the best school start time for your students: 1 = Most important to 6 = Least important. Once you select your ranking for the first item, the order for all items will change to reflect your preference (for example, if you select student’s health and sleep as the number 1 slot, it will move up to that position and you can select one of the others as number 2).

Answered: 390 Skipped: 59

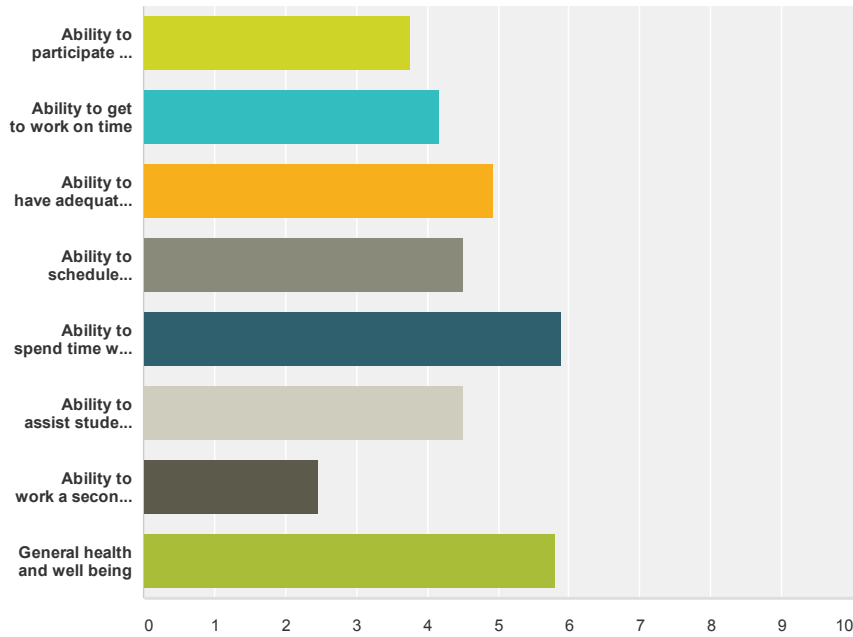


	1	2	3	4	5	6	Total	Score
Students' health and sleep	47.18% 184	22.82% 89	15.13% 59	7.18% 28	3.85% 15	3.85% 15	390	4.91
Students' academic performance	25.77% 100	42.53% 165	21.91% 85	5.93% 23	3.09% 12	0.77% 3	388	4.80
Your students' work schedules	0.77% 3	3.08% 12	15.90% 62	21.54% 84	30.26% 118	28.46% 111	390	2.37
Timing of athletics/after-school/extra-curricular activities	3.33% 13	7.44% 29	14.10% 55	28.21% 110	26.15% 102	20.77% 81	390	2.71
Availability of before and after-school child care for students	7.95% 31	7.18% 28	13.59% 53	22.05% 86	24.87% 97	24.36% 95	390	2.78
Safety concerns related to traveling to/from school	15.13% 59	17.18% 67	19.49% 76	15.13% 59	11.79% 46	21.28% 83	390	3.45

Q15

Please rank the following factors when considering the best school start time for you as an educator: 1 = Most important and 8 = Least important. Once you select your ranking for the first item, the order for all items will change to reflect your preference (for example, if you select Ability to participate in professional development as the number 1 slot, it will move up to that position and you can select one of the others as number 2).

Answered: 387 Skipped: 62



	1	2	3	4	5	6	7	8	Total	Score
Ability to participate in professional development	3.10% 12	9.82% 38	10.59% 41	13.18% 51	14.47% 56	14.73% 57	16.80% 65	17.31% 67	387	3.76
Ability to get to work on time	5.44% 21	14.51% 56	13.47% 52	12.69% 49	9.59% 37	12.95% 50	19.95% 77	11.40% 44	386	4.18
Ability to have adequate planning time	9.56% 37	10.08% 39	19.64% 76	20.93% 81	16.80% 65	12.66% 49	7.49% 29	2.84% 11	387	4.93
Ability to schedule personal appointments	5.17% 20	10.34% 40	13.95% 54	19.38% 75	19.12% 74	18.60% 72	11.11% 43	2.33% 9	387	4.51
Ability to spend time with family	26.42% 102	20.47% 79	15.03% 58	11.14% 43	11.92% 46	10.88% 42	3.63% 14	0.52% 2	386	5.89
Ability to assist students before/after school	9.07% 35	12.69% 49	12.44% 48	13.47% 52	14.25% 55	16.06% 62	19.17% 74	2.85% 11	386	4.50
Ability to work a second job	3.88% 15	5.94% 23	3.88% 15	4.65% 18	4.39% 17	7.49% 29	17.31% 67	52.45% 203	387	2.46
General health and well being	37.47% 145	16.28% 63	11.11% 43	4.65% 18	9.56% 37	6.72% 26	4.65% 18	9.56% 37	387	5.81

Powered by  SurveyMonkey

Check out our [sample surveys](#) and [create your own now!](#)